



CR4520 True RMS AC Voltage Transducer

DIN RAIL / PANEL MOUNT, TRUE RMS

The **CR4500** Series, true RMS Voltage Transducers and Transmitters are designed for applications where AC voltage waveforms are not purely sinusoidal. More precise and accurate than other devices, these units are ideal in chopped wave and phase fired control systems.



CR4510 CR4520
Single Phase



CR4550 CR4560
CR4570 CR4580
Three Phase

Regulatory Agencies

- Approved to UL3111-1, First Edition, Amendment 2
- Approved to CAN/CSA-C22.2, No. 1010.1-92
- Meets requirement of IEC 61010-1 and BS EN 61010-1

Applications

- Phase fired controlled devices
- Quickly varying voltage supplies
- Chopped waveform drivers
- Harmonic voltages

Features

- 35mm DIN rail mount or panel mount
- Available with 0-5 Vdc or 4-20 mA DC outputs
- 24 Vdc powered
- Highest precision available
- Outputs isolated from inputs
- Connection diagram printed on case

WHERE TO BUY [http:// WWW.JDGASTORE.COM](http://WWW.JDGASTORE.COM)

- Pricing: pricing/4500.html

Part Numbers

- CR4510** - Single Phase with 0 to 5 Vdc Output
- CR4520** - Single Phase with 4 - 20 mA DC Output
- CR4550** - 3-Phase 3-Wire with 0 to 5 Vdc Output
- CR4560** - 3-Phase 3-Wire with 4 - 20 mA DC Output
- CR4570** - 3-Phase 4-Wire with 0 to 5 Vdc Output
- CR4580** - 3-Phase 4-Wire with 4 - 20 mA DC Output

Add suffix for input range

- 50** - 0-50 Vac
- 150** - 0-150 Vac
- 250** - 0-250 Vac
- 500** - 0-500 Vac *

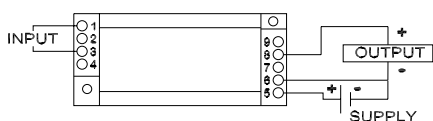
Other Ranges Available

* not UL recognized

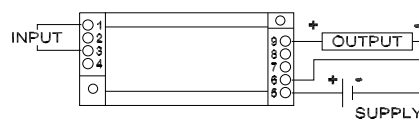
Specifications

Basic Accuracy:.....	0.5%	Supply Voltage:.....	24 Vdc \pm 10%
Calibration:.....	True RMS sensing	Frequency Range:.....	20 Hz - 5 KHz
Thermal Drift:.....	500 PPM/ $^{\circ}$ C	Cleaning:.....	Water-dampened cloth
Operating Temperature:.....	0 $^{\circ}$ C to +60 $^{\circ}$ C	MTBF:.....	Greater than 100 K hours
Installation Category:.....	CAT II	Output Load:.....	0-5 Vdc - 2 K Ω or greater 4-20 mA dc - 0 to 300 Ω
Polution Degree:.....	2	Relative Humidity:....	80% for temperatures up to 31 $^{\circ}$ C and decreasing linearly to 50% at 40 $^{\circ}$ C
Response Time:	250 ms		
Altitude:.....	2000 meter max.		
Insulation Voltage:.....	2500 Vdc		

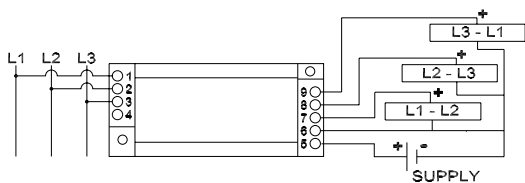
Connection Drawing



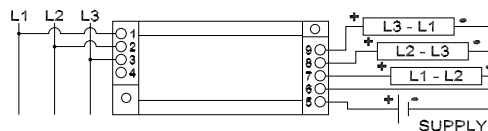
CR4510
Single Phase - 0 - 5 Vdc Output



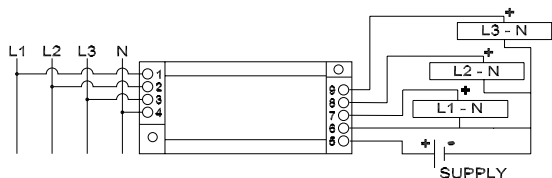
CR4520
Single Phase - 4 - 20 mA DC Output




CR4550
3 Phase, 3 Wire - 0 - 5 Vdc Output



CR4560
3 Phase, 3 Wire - 4-20 mA DC Output

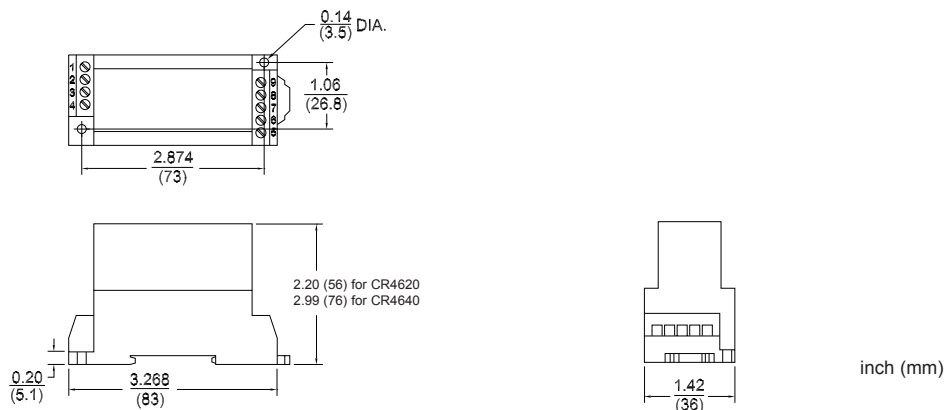


CR4570
3 Phase. 4 Wire - 0 - 5 Vdc Output



CR4580
3 Phase - 4 Wire - 4 - 20 mA DC Output

Outline Drawing



inch (mm)